

Digital Technology -Step by Step Proposal Application Walkthrough

Main Proposal Submission Login page:



The Association for Asian Studies (AAS) will host the 2022 Annual Conference in Honolulu, Hawaii, and virtually online. This hybrid conference will take place March 24-27, 2022. We are pleased to invite colleagues in Asian studies to submit Organized Panel, Roundtable, and Workshop proposals, as well as Individual Paper proposals for committee consideration. Selected Individual Paper proposals will be grouped together to form additional Organized Panel sessions. Sessions and presentations will be scheduled to take place either in-person in Honolulu or online via our virtual platform.

The program committee seeks sessions that will engage panelists and audiences in the consideration of ideas, information, and interpretations that will advance knowledge about Asian regions and, by extension, will enrich teaching about Asia at all levels.

All proposals must be submitted by August 10, 2021 at 5:00pm E.T. DEADLINE

REMINDER: Session organizers/submitters will need the following information for each participant listed on the proposal in order to submit a complete proposal:

- First Name and Last/Family Name
- Current city, state, or country (full mailing addresses are not required)
- Affiliation
- Current Email Address
- Rank (Prof., Student, Independent Scholar, etc.)
- Paper Titles and Paper Abstracts (Organized Panel Proposals & Individual Paper Proposals only)

Please make sure the proposals adhere to all minimums and maximums as posted in the Call for Proposals. These include abstract word counts, number of paper presenters, and discussants allowed per proposal submission.

NEW 2022 Hybrid Conference: All submitters must indicate if participants have agreed to present in-person or virtually. Please make sure to discuss the options with individuals participating on proposals.

Note: All submitters must create a new account in this application system before beginning a new submission. AAS member login credentials will not work in this submission portal. *If you have submitted a proposal in a previous year, you must still create a new account; each conference year proposal applications are separate websites.*

Log in to the Proposal Application

New Users

Click 'Create an Account' to begin your first submission.

All submitters must first create an account

[Create an Account](#)

Already a User?

Email Address *

ACCESS KEY *

 Show

[Lost your access key?](#)

[Login to existing account](#)

Questions? Proposal Assistance: Robyn Jones - AASConference@asianstudies.org / (734) 665-2490


At any time, you may click **Tasks** to go back to the task list.

[Home](#) / [Proposal](#) / [Tasks](#) /

STEP 1 – Select ‘click here to begin a new proposal’.



EVENT INFORMATION

AAS 2022 Annual Conference
March 24 – 27, 2022 (Thursday – Sunday)
Virtual
 [Contact the Event Organizer](#)




YOUR PROFILE

Mickey Mouse
Employer / Affiliation: Univers...
Logins: 14 [Log Out](#)
 [View / Edit Your Profile](#)




SUBMIT FEEDBACK

We always welcome feedback, and we want to hear what you like and what can be improved.
 [Feedback Form](#)



PROPOSALS (You have 1 complete proposal, 1 incomplete proposal, and 2 withdrawn proposals)

 [Click here to begin a new proposal](#)



[Click here to begin the submission application](#)


At any time, you may click **Tasks** to go back to the task list.

[Home](#) / [Proposal](#) / [Tasks](#) /

STEP 2: Start A New Proposal

1. Enter the Proposal title.
2. Select the Proposal Type from the dropdown menu.
3. Click 'Continue'.

Home / New Proposal



START A NEW PROPOSAL

Submit

Enter your proposal submission title below and click "Continue".

Please review the AAS Call for Proposals for complete information regarding different requirements for each proposal type.

If you are submitting an *Individual Paper Abstract Proposal*, please list the paper title in place of the Proposal Title.

Proposal Title *
A proposal must have a short, specific title that indicates the nature of the presentation(s). Please do not submit title in **ALL** upper case or **ALL** lower case; Sentence Case is preferred and all titles will be updated to reflect Sentence Case in the final program.



36 characters (200 max)
5 words (25 max)

Proposal Type *
Please select the proposal type below.

- Select Proposal Type --
- Organized Panel Session
- Roundtable Session
- Workshop Session
- Individual Paper
- Digital Technology Workshop
- Digital Technology Roundtable
- Digital Technology Lightning Presentation

enter title here

Select proposal type

Days	Hours	Minutes	Seconds
49	13	37	27

 © 2019 CadmiumCD Tel (410) 638-9239 Help@ConferenceAbstracts.com My Data Site Map

At any time, you may click 'Tasks to go back to the task list.

STEP 3 – Task List.

The next page will display a Task List. You may complete these tasks in any order but ALL tasks must be completed with a green check mark before the proposal may be submitted.

The Task List will differ slightly for each Digital Technology proposal TYPE

[Edit Digital Technology Proposal Sample Title](#)

Proposal Type: Digital Technology Workshop

Proposal Status: Active



1. Acknowledgement

Completed Tuesday, June 18, 2019, 10:29 AM

Please read and check this acknowledgement before moving forward with the proposal application.

Completed tasks will display a green check mark



2. Abstract

Click here to enter your workshop abstract.



3. Participants

Click here to add participants to this submission.

Incomplete tasks will display in color w/o a check mark



4. Learning Objectives

Provide 3 learning objectives that are clear, measurable, and achievable.



5. Travel Grant Request

Please answer the following questions.

At any time, you may click **Tasks** to go back to the task list.

[Home](#) / [Proposal](#) / [Tasks](#) /

REQUIRED FOR DIGITAL TECHNOLOGY WORKSHOPS ONLY!

Learning Objectives



4. Learning Objectives

Provide 3 learning objectives that are clear, measurable, and achievable.

- Please complete as it best applies to your proposal.
- For assistance, use the link to the list of effective keywords posted at the top of the page
- Click 'Continue' to save.

Provide 3 learning objectives that are clear, verifiable, and achievable.

For more information on how to effectively write objectives click [here](#).

1 Answer the following questions for Learning Objective 1

Learning Objective 1 *

Complete the sentence, 'Upon completion, participant will be able to....' Use action words to begin this learning objective, such as list, describe, define, demonstrate, conduct, etc.

Upon completion, participants will be able to ...

0 words (Max 30 words)

2 Answer the following questions for Learning Objective 2

Learning Objective 2 *

Complete the sentence, 'Upon completion, participant will be able to....' Use action words to begin this learning objective, such as list, describe, define, demonstrate, conduct, etc.

Upon completion, participants will be able to ...

0 words (Max 30 words)

3 Answer the following questions for Learning Objective 3

At any time, you may click **Tasks** to go back to the task list.

[Home](#) / [Proposal](#) / [Tasks](#) /

ABSTRACT TASK



4. Abstract

Click here to enter your session abstract.

1. Select a sub-topic that best relates to your proposal.

Select a sub-topic *

Please select a sub-topic category that best represents your workshop.

-- Select One --

-- Select One --

Pedagogy and Academic Curricula

Digital Research Infrastructures-Digital Libraries

Theoretical-Epistemological-Methodological or Historical Aspects of Digital Humanities

Any other theme pertaining to the Digital Humanities

2. Enter relevant websites as requested

Please provide links to relevant sites *

3. Enter the proposal abstract.

Each proposal submission must include an abstract describing the overall session proposal.

- Roundtable and Workshop proposals should include maximum 350 words.
- Lightning Presentations abstracts should include maximum 150-words.

At any time, you may click **Tasks** to go back to the task list.

[Home](#) / [Proposal](#) / [Tasks](#) /

PARTICIPANTS TASK



5. Participants

Click here to add participants to your submission.

FIRST,

- Enter the First Name, Family/Last name and email for a participant
- Select a role for the participant.
- Click 'Add Participant'.
- Repeat this step for each participant on the session.

Do not click Save Participants yet. This should only be clicked once all participant's contact data has been entered. You will receive an error message and instruction to complete the data.

SEE NEXT STEP

Add New Participant

First Name *

Last Name *

Email *

Role(s)

- Chair
- Paper Presenter
- Discussant
- Co-Author

Add Participant

1. Enter participants name and email here.

Participant List

You must add at least 3 participants and no more than 9.

1 Jane Testrecord
My Company

Profile incomplete ✖

Role(s): Organizer

Edit Jane Testrecord's Profile

Remove Jane Testrecord

2. Select the session role for each participant then click Add Participant

At any time, you may click **Tasks** to go back to the task list.

[Home](#) / [Proposal](#) / [Tasks](#) /

PARTICIPANTS TASK continued...

SECOND,

After each name is entered, you will see a **red X** next to each name. The **red X** indicates the personal contact data still needs to be completed.

Participant List

You must add at least 3 participants and no more than 9.

1	Jane Testrecord Assistant Professor, University of Michigan Profile completed ✓ Role(s): Organizer	← Completed record	↑ ↓
2	Jane Doe Profile incomplete ✘ Role(s): Organizer	← Incomplete Participant Profiles records will display a red X	↑ ↓
3	Allen Doe Profile incomplete ✘ Role(s): Paper Presenter		↑ ↓
4	Bob Doe Profile incomplete ✘ Role(s): Paper Presenter		↑ ↓

PARTICIPANTS TASK continued...

Below is sample error message which will appear if the SAVE PARTICIPANTS button is clicked before the contact data is entered.

Your form contains 3 errors, see details below.

1. Profile for Allen Doe is incomplete.
2. Profile for Bob Doe is incomplete.
3. Profile for Carol Doe is incomplete.

At any time, you may click **Tasks** to go back to the task list.

[Home](#) / [Proposal](#) / [Tasks](#) /

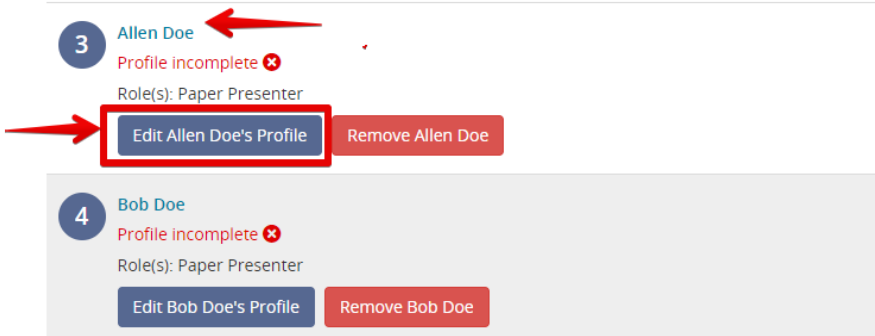
PARTICIPANTS TASK continued...

Third,

Enter the Contact Data for each participant listed.

Complete the profile for each participant listed. By clicking their name or the button

1. Click on the name of a participant



2. Complete the contact data for each participant. Click Continue.

Please complete as much of the information as you can and then press the 'Continue' button. Please note for the state field you must first select a country.

Personal Details	Contact Details	Mailing Address
Prefix <input type="text"/>	Office Phone <input type="text"/>	Address Line 1 <input type="text"/>
First Name * <input type="text" value="Allen"/>	Cell Phone <input type="text"/>	Address Line 2 <input type="text"/>
Middle Initial <input type="text"/>	Fax <input type="text"/>	Address Line 3 <input type="text"/>
Last Name * <input type="text" value="Doe"/>	Email Address * <input type="text" value="alldoe@test.com"/>	City <input type="text"/>
Suffix <input type="text"/>		State <input type="text" value="-- Select State/Province --"/>
		Zip <input type="text"/>
		Country * <input type="text" value="United States"/>

Demographics
Please see the Diversity Requirement section in the call for proposals.

Gender *

Professional Information (for the Position/Academic Title field below, please list the RANK, i.e., Professor, Assistant Prof., Graduate Student, Independent Scholar, etc.)

Position / Title (max character 100) *

Employer / Affiliation *

At any time, you may click 'Tasks to go back to the task list.

PARTICIPANTS TASK continued...

3. Completed participant records will display a **GREEN** check mark.

Participant List

You must add at least 3 participants and no more than 9.

1

Jane Testrecord

Assistant Professor, University of Michigan

Profile completed ✓

Role(s): Organizer

Edit Jane Testrecord's Profile

Remove Jane Testrecord

2

Jane Doe

Assistant Professor, Agra College

Profile completed ✓

Role(s): Chair

Edit Jane Doe's Profile

Remove Jane Doe

4. Once all participants contact records are completed, as indicated by the **GREEN** check marks, you may click **SAVE PARTICIPANTS**.

At any time, you may click **Tasks** to go back to the task list.

[Home](#) / [Proposal](#) / [Tasks](#) /

TRAVEL GRANT REQUEST TASK



7. Travel Grant Request

Please answer the following questions

ONLY APPLICABLE TO ROUNDTABLE AND WORKSHOP PROPOSALS

Please read the requirements. Only organizers may apply for this grant on behalf of one (1) participant on the session.

- If selecting yes, please complete the remaining questions.
- Click 'Continue' to complete this task

* indicates required

The AAS offers the [International Exchange Travel Grant](#) for eligible panel participants.

We are pleased to continue the availability of travel grants for scholars who are citizens of and work in non-high-income, non-OECD nations* of Asia.

*Click [here](#) to view the list of OECD nations. In accordance with this list, applications for scholars from these OECD countries will NOT be accepted in addition to the following countries: Hong Kong, Republic of China (Taiwan), and Singapore. Scholars who normally work in an eligible country but will be residing in an ineligible country at the time of the conference may be considered on a case-by-case basis, but requests from scholars traveling from non-high income, non-OECD countries in Asia will be given priority. All applicants must indicate the city/country they will be traveling FROM to attend the conference

Panel organizers should submit their request as part of the online session proposal application by the **August 4 deadline**. **Only one participant per session will be considered for funding.** Awards will be made by a special selection committee after the formal program has been decided by the Program Committee. Attempts will be made to maintain fairness across countries, specializations, disciplines, etc.

If requesting a travel grant, please note the additional questions are required. [We require all of the remaining information to fully review the request.](#)

1 Would you like to apply for an AAS International Exchange Travel Grant on behalf of ONE (1) participant on your session? *

If Yes, please provide answers for the remaining questions for completion. If no, this section is complete.

-- Select one --

2 Participant Name

Enter the first and last name of the session participant to receive the grant. (required)

At any time, you may click **'Tasks** to go back to the task list.

[Home](#) / [Proposal](#) / [Tasks](#) /

SESSION LOGISTICS TASK

1. Please indicate the preferred presentation format – In-Person or Virtual.
2. Please indicate if any of the participants listed on the proposal has a scheduled conflict you would like to AAS to consider when scheduling an accepted session.

Presentation Format - In-Person or Virtual

The AAS 2022 conference will take place In-person in Honolulu, Hawaii, and also online with a limited number of virtual sessions. We are accepting proposals for either In-person or Virtual Sessions. HYBRID Sessions are not allowed. This means the entire session must be presented either 100% In-Person or 100% Virtually and all presenters on sessions must agree as a group to present in one (1) format.

Audio/Visual Equipment

All accepted in-person sessions will include an LCD Projector, Screen, and Microphone. You do not need to request equipment.

Scheduling Conflicts

Submitting a proposal is a commitment to participate and attend the annual conference if the proposal is accepted. However, the committee will consider VALID scheduling conflicts while planning the program. Please include any scheduling conflicts you would like the Program Committee to consider. These include: work conflicts, travel conflicts, conflicts with other panels, etc. Please summarize the conflicts, for example; Panelists not available on Friday morning. **Note: Panel scheduling is determined during the final review and selection process; once panels are scheduled we are unable to make any changes. PLEASE CHECK WITH YOUR PARTICIPANTS REGARDING ANY SCHEDULING CONFLICTS PRIOR TO COMPLETING YOUR SUBMISSION.**

* indicates a required field

Please indicate if you are submitting for an IN-PERSON Session or a VIRTUAL Session. *

All presenters on sessions must agree to ONE FORMAT - either IN-PERSON or VIRTUAL. The AAS will not support hybrid sessions; i.e. individual zooming into sessions taking place in Hawaii. A limited number of virtual sessions will be presented on the program.

-- Select one --

Video Recording of Session *

All virtual sessions will be recorded for on-demand viewing. If your session will take place In-Person in Honolulu, please indicate if you are open to the AAS recording your session for on-demand viewing for virtual attendees. This information will not affect the review process and is being collected to assist the AAS with room assignments. Recorded sessions (per your approval) will only be made available to registered attendees of the annual conference, will only be viewable shortly after the date and time when the session was scheduled/presented and will be available for viewing on-demand. Should you check yes to this question more information on the recording of sessions will be shared with participants of accepted sessions at a later date. Organizers and participants may change their mind at this later date should you not agree with the further instructions.

-- Select one --

Scheduling Conflicts *

If there are no scheduling conflicts, enter N/A for not applicable. Note: Virtual Sessions will be scheduled in the same time zone and time slots as the events taking place in Honolulu. If submitting a proposal for virtual presentation only, you may indicate a preferred time of day

At any time, you may click **Tasks** to go back to the task list.

[Home](#) / [Proposal](#) / [Tasks](#) /

VERIFICATION TASK

Please read and sign the verification page.

AAS 2022 Program Policies set forth by the Annual Conference Program Committee:

- I acknowledge that the information provided in this proposal is accurate and up to date and the names of the presenter(s) as entered here are as they should appear in the Print Program and online schedule. (I have confirmed the correct spelling, correct affiliation and correct email of all listed participants). *The AAS will not be responsible for incorrect information listed in final program.*
- I acknowledge that all individuals listed on this proposal have agreed to the rules and regulations as set forth in the official Call for Proposals.
- I acknowledge that all individuals listed on the proposal have agreed to the session format selected (In-Person or Virtual)
- I acknowledge that the individuals included in this proposal are not in conflict with the **AAS One Appearance rule**; and are not also participating on another session proposal.
- All participants must register by posted deadlines in order to appear in the official program guide (including print program, online itinerary and mobile app). As the organizer of the proposal I will ensure participants are aware of these deadlines.
- Accepted presenters who are not able to attend must contact the AAS Secretariat immediately.

I have read and agree with the statements as listed above.

Please indicate your agreement by typing in your full name above

[Submit Verification](#)

This acknowledgement is not meant to be a full and complete checklist of all AAS Call for Proposal policies.

At any time, you may click **Tasks** to go back to the task list.

[Home](#) / [Proposal](#) / [Tasks](#) /

SUBMIT THE PROPOSAL

Once all tasks are completed each task will turn to gray and a green check box will display.

You are now ready to submit your proposal.

Click 'Proceed to Review & Submit



TASK LIST

Proceed to Review & Submit

Please click on each task below to enter the requested information.

Once completed, the task will then appear with a large green check mark.

After you have completed all of the tasks below, select "Proceed to Review & Submit".

Proposal ID: 706641

Proposal ID#

[Edit My test Organized Panel](#)

Proposal Type: Organized Panel Session

Proposal Status: Active

Proposal Title

Session Sponsorship task was successfully completed on Tuesday, June 11, 2019, 1:36 PM



1. Acknowledgement

Completed Tuesday, June 11, 2019, 1:35 PM

Please read and check this acknowledgement before moving forward with the proposal application.



2. Abstract

Completed Tuesday, June 11, 2019, 1:34 PM

Click here to enter your session abstract.



3. Discipline(s)

Completed Tuesday, June 11, 2019, 1:33 PM

Selection of 1 discipline is required.



4. Keywords

Completed Tuesday, June 11, 2019, 1:33 PM



5. Participants

Completed Tuesday, June 11, 2019, 1:21 PM

Click here to add participants to your submission.



6. Paper Presentations

Completed Tuesday, June 11, 2019, 1:35 PM

Click here to provide the paper presentations for each individual participant.

Days Hours Minutes Seconds


At any time, you may click 'Tasks to go back to the task list.

[Home](#) / [Proposal](#) / [Tasks](#) /

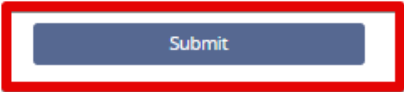
NEXT, You may **PREVIEW** the proposal by clicking at the bottom of the page. You will also be given the opportunity to **PRINT** your submission while in the application page.

When ready, Click the SUBMIT button.

Proposal Title: My test Organized Panel



PROPOSAL SUMMARY

2. Click to submit → 

Proposal ID: 706641
[Edit My test Organized Panel](#)
Proposal Type: Organized Panel Session
Proposal Status: Active

Please make sure to Preview your request before submitting. Scroll to the bottom of this page and click the link to PREVIEW.

- ✓ 1. Acknowledgement
Completed - Tuesday, June 11, 2019, 1:35 PM
- ✓ 2. Abstract
Completed - Tuesday, June 11, 2019, 1:34 PM
- ✓ 3. Discipline(s)
Completed - Tuesday, June 11, 2019, 1:33 PM
- ✓ 4. Keywords
Completed - Tuesday, June 11, 2019, 1:33 PM
- ✓ 5. Participants
Completed - Tuesday, June 11, 2019, 1:21 PM
- ✓ 6. Paper Presentations
Completed - Tuesday, June 11, 2019, 1:35 PM
- ✓ 7. Travel Grant Request
Completed - Tuesday, June 11, 2019, 1:36 PM
- ✓ 8. Session Sponsorship
Completed - Tuesday, June 11, 2019, 1:36 PM
- ✓ 9. Session Logistics
Completed - Tuesday, June 11, 2019, 1:33 PM
- ✓ 10. Verification
Completed - Tuesday, June 11, 2019, 1:33 PM

[Click here for a preview of your proposal.](#) ← **1. Click here to preview**

At any time, you may click **Tasks** to go back to the task list.

[Home](#) / [Proposal](#) / [Tasks](#) /

Once submitted, the proposal will change from **INCOMPLETE**

[My test Organized Panel](#)

Status: **INCOMPLETE** (Last Edited 06/11/2019, 1:36 PM)

Preview Proposal 2

TO display the completed date and time. You may also resent the application at anytime.

[My test Organized Panel](#)

Status: Complete (Submitted 06/11/2019, 1:50 PM)

Preview Proposal 4

Resend Proposal 4 Confirmation Email

SEE NEXT PAGE FOR EDITING and WITHDRAWING SUBMISSIONS

At any time, you may click **Tasks** to go back to the task list.


[Home](#) / [Proposal](#) / [Tasks](#) /

EDITING A PROPOSAL

At any time before the deadline, the proposal may be edited by the submitter.

Follow these steps:




Step 1: Click the proposal title.




10 [A sample roundtable Table](#) 




Status: Complete (Submitted 05/31/2019, 3:20 PM)




[Preview Proposal 10](#) [Resend Proposal 10 Confirmation Email](#)




Step 2: Next, you may click any section that needs editing or updating by simply clicking within that task.

  **1. Acknowledgement** 
Completed Tuesday, June 11, 2019, 1:35 PM
Please read and check this acknowledgement before moving for

  **2. Abstract** 
Completed Tuesday, June 11, 2019, 1:43 PM
Click here to enter your session abstract.

  **3. Discipline(s)** 
Completed Tuesday, June 11, 2019, 1:33 PM
Selection of 1 discipline is required.

  **4. Keywords** 
Completed Tuesday, June 11, 2019, 1:33 PM

  **5. Participants** 
Completed Tuesday, June 11, 2019, 1:21 PM
Click here to add participants to your submission.

Step 4: After editing, repeat the steps of submission by

1. **Clicking the Ready to Review & Submit button, AND, on the next page**
2. **Clicking the Submit Button**

You must resubmit to save the changes.

At any time, you may click **'Tasks** to go back to the task list.

WITHDRAWING A PROPOSAL

You may **withdraw** a proposal any time before the submission deadline.

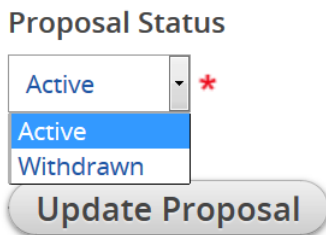
Follow these steps:

Step 1: Either log back into the proposal and click on the proposal title. OR if already in the proposal, go to the TASK LIST.

Step 2: Your proposal will display the status as either ACTIVE (for incomplete proposals) or COMPLETE (for submitted proposals). Click the **EDIT** “*proposal title*” text.



Step 3: In the Proposal Status dropdown box, select '**Withdrawn**' and click '**Update Proposal**'



At any time, you may click '**Tasks**' to go back to the task list.

The withdrawn proposal will then display in GREY in the home screen alongside any active or completed proposals.

[A sample roundtable Table](#)

Status: Withdrawn

At any time, a withdrawn proposal can be resubmitted by simply changing the status from withdrawn to active.

At any time, you may click **Tasks** to go back to the task list.

[Home](#) / [Proposal](#) / [Tasks](#) /