

Virtual Conference Platform

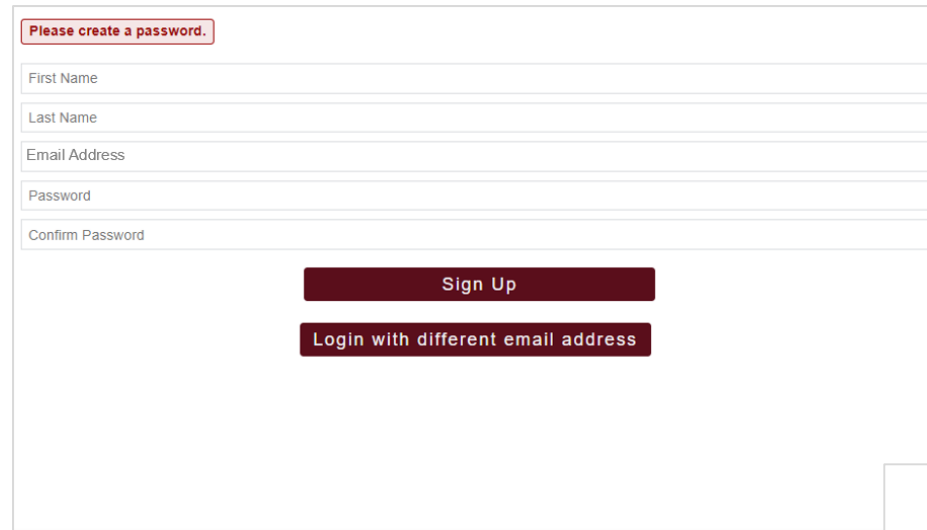
- ✓ Access the platform in your web browser at <https://asianstudies.confex.com/asianstudies/2023/meetingapp.cgi/Home/o>
- ✓ You may view the schedule, but you must be logged in to access live sessions and pre-recorded presentations
- ✓ **Sign In** using the same email used for registration



The screenshot displays the top section of the virtual conference platform. At the top center, the text "2023 AAS ANNUAL CONFERENCE" is prominently displayed. Below this, there are two event options: "VIRTUAL February 17-18" accompanied by a laptop icon, and "BOSTON March 16-19" accompanied by a sailboat icon. On the left side, a vertical navigation menu includes links for Home, Sign In, Search, Meeting Calendar, Virtual Schedule, and Boston Schedule. On the right side, there is a registration form with the prompt "Enter the email address you used for registration.", an input field labeled "Email", and a "Submit" button.

Create a Password or Reset Password

- ✓ If you have never logged in before, the system will prompt you to create a new password.



Please create a password.

First Name

Last Name

Email Address

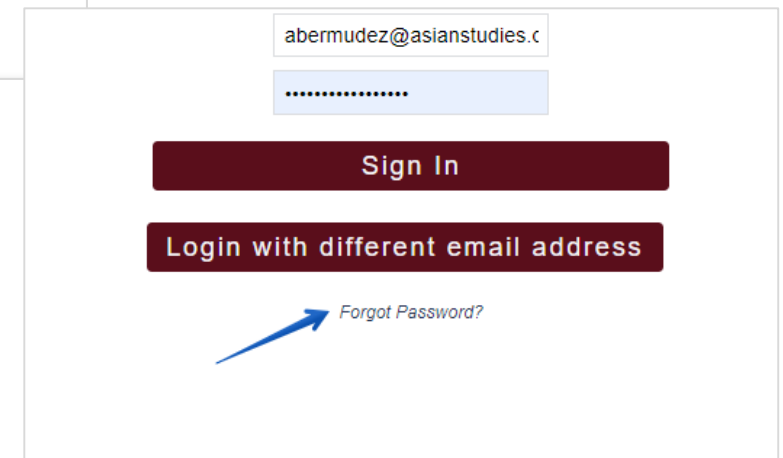
Password

Confirm Password

Sign Up

Login with different email address

- ✓ If you have logged in, but cannot remember your password select Forgot Password? to reset.



abermudez@asianstudies.c

.....


Sign In

Login with different email address

[Forgot Password?](#)

How to Join a Session

- ✓ “Join Now” buttons will display below each session title starting 20 minutes before the session start time
- ✓ Once you click on the button, you will be placed in the waiting room until the session begins

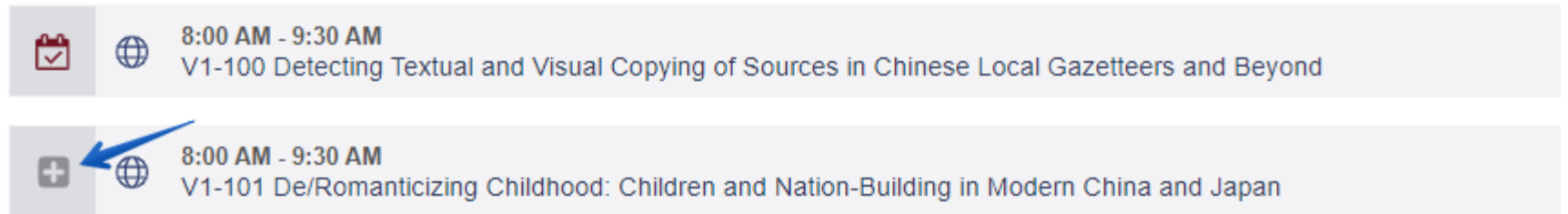


The screenshot displays a list of two sessions. Each session entry includes a plus sign icon, a globe icon, the session time, title, and speaker information, followed by a red 'Join Now' button.

+		8:00 AM - 9:30 AM V1-102 Transgression, Transformation, and Control: Investigating Bodies in Early Modern East Asia <i>Yunjing Xu</i> ¹ , <i>C. D. Alison Bailey</i> ² and <i>C. D. Alison Bailey</i> ² , (1) <i>Bucknell University</i> (2) <i>University of British Columbia</i>	Join Now
+		8:00 AM - 9:30 AM V1-108 Adaptations, Receptions and Translations of Japanese Literature in Mexico <i>Matias Ariel Chiappe Ippolito</i> , <i>Matias Ariel Chiappe Ippolito</i> and <i>Matias Ariel Chiappe Ippolito</i> , <i>El Colegio de México</i>	Join Now

How to Build a Schedule

- ✓ You must be signed in to create a personal schedule. (*Only registered attendees have access to build a schedule.*)
- ✓ Click the **+** symbol to the left of each event listing to add to your personal schedule.



A screenshot of two event listings. The first listing has a calendar icon with a checkmark and a globe icon. The second listing has a plus sign icon and a globe icon. A blue arrow points to the plus sign icon in the second listing.

8:00 AM - 9:30 AM
V1-100 Detecting Textual and Visual Copying of Sources in Chinese Local Gazetteers and Beyond

8:00 AM - 9:30 AM
V1-101 De/Romanticizing Childhood: Children and Nation-Building in Modern China and Japan

- ✓ View your personal itinerary by clicking the My Schedule icon located at the top right corner



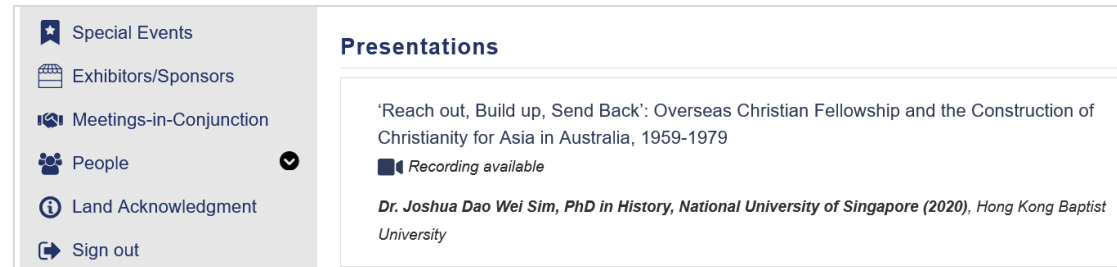
A screenshot of the conference header. At the top right, there is a navigation bar with icons for a calendar, a share icon, and a search icon. A blue arrow points to the calendar icon. Below the navigation bar is the conference title and dates.

2023 AAS ANNUAL CONFERENCE

 **VIRTUAL** February 17-18  **BOSTON** March 16-19

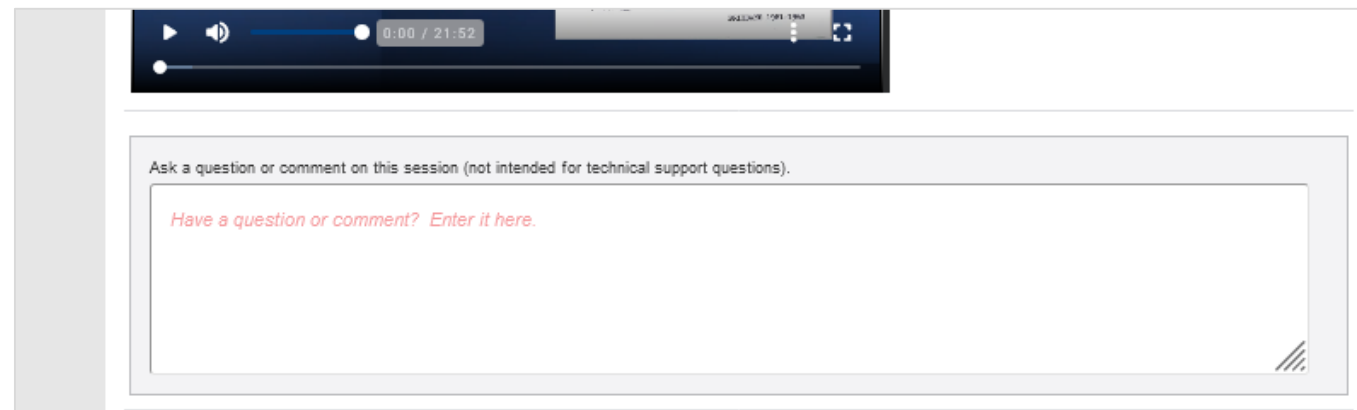
How to view recordings

- ✓ Presentations that have been recorded will have a camera icon and state a recording is available.
- ✓ Click on the presentation title to open.



The screenshot shows a navigation menu on the left with the following items: Special Events, Exhibitors/Sponsors, Meetings-in-Conjunction, People (with a checkmark icon), Land Acknowledgment, and Sign out. To the right, under the heading 'Presentations', there is a listing for a presentation titled ''Reach out, Build up, Send Back': Overseas Christian Fellowship and the Construction of Christianity for Asia in Australia, 1959-1979'. Below the title, there is a camera icon and the text 'Recording available'. The speaker information is listed as 'Dr. Joshua Dao Wei Sim, PhD in History, National University of Singapore (2020), Hong Kong Baptist University'.

- ✓ Recorded presentations have the option to ask questions directly in the listing. Type your question into the text box and click send. The message will be sent to the speaker's email.



The screenshot shows a video player interface. At the top, there is a video player with a play button, a volume icon, and a progress bar showing 0:00 / 21:52. Below the video player, there is a text box for asking questions. The text inside the box reads: 'Ask a question or comment on this session (not intended for technical support questions). Have a question or comment? Enter it here.' There is a small icon in the bottom right corner of the text box.