

VIRTUAL ON-DEMAND PAPER PRESENTERS ONLY

Instructions to upload a pre-recorded presentation:

Visit the Speaker Center page: <https://asianstudies.confex.com/asianstudies/2023/speakercenter.cgi>

Login using your email used for registration. If you have not registered yet, please use the email provided when submitting your proposal. *(Use the same email for registration to avoid any issues with your speaker profile and registration matching.)*



User Login

Please enter your login credentials.
If you do not already have an account, you will be prompted to create one.


Email Address

Password

If this is your first time logging in, the system will prompt you to create a password. If you have forgotten you're a reset password link will appear as an option after entering your email.

Once logged in, click on the My Presentation tab found in the left side navigation menu:

Speaker Center

- ⊙ Welcome!
- ⊙ Personal Information
- ⊙ My Presentations 

AAS Speaker Center

Welcome to the 2023 AAS Annual Conference Speaker Center. All presenters, both **in-person and virtual**, have access to the speaker center to submit any necessary edits or changes to presentation data.

On the left menu navigation, select the **Personal Information** page to:

- Update or edit your name and affiliation
- Add or edit your address (complete this information if downloading a Letter of Invitation)

On the **My Presentations** page, view your panel or individual presentations. If you are participating on more than one session, each presentation will appear in the listing. In this section you may:

- View your presentation details (*Click on the presentation title for information*)
- Download a Letter of Invitation
- Upload presentation recording (*Only available for On-Demand Individual Paper Presentations*)

Please make any edits/changes by **November 17, 2022**. Participants also must **register** by this date to be included in the official print program.

*Note: Virtual presenters **MUST** be registered to access the virtual program and participate in their session.

Visit the [Speaker Information](#) page on the conference website for additional resources, including:

- Important deadline dates
- Speaker presentation instructions

Any presenter related questions can be sent to speakers@asianstudies.org.


Click on your Presentation Title:

Speaker Center			
	Time & Location	Title	Role
Welcome!	Unscheduled	Japan's Perceptions and Representations of the Hispanic World in the Late 16th Century	Presenting Author
Personal Information			
My Presentations			

Your presentation details will open on the next page. You will see 'Upload Recorded Presentation' guidelines.

Read information to the bottom of the screen where you will see the 'Upload a file' button:

2023 AAS ANNUAL CONFERENCE

VIRTUAL February 17-18  **BOSTON** March 16-19

This "Speaker Center" is the spot where you, as a speaker at 2023 AAS Annual Conference, can upload the material and information we need from you for presentation ID# 2054:

Japan's Perceptions And Representations Of The Hispanic World In The Late 16th Century / Speaker Center

as part of Individual Paper
Session title: **On-Demand Individual Papers**
[Upload Recorded Presentation](#) **Final Day to Submit Pre-Recording**

Upload Recorded Presentation

Guidelines

- Accepted Video Formats: MP4, FBR, MOV
- Due **Wednesday, February 1, 2023 11:59 PM EDT**
- Presentation recordings should not exceed 20 mins.
- All presenters must be registered for their presentation to remain on the program.

Prerecorded Presentations: Instructions

Please record your presentation and upload it below no later than Wednesday, February 1, 2023 11:59 PM EDT. Do not use the recording capability built into Powerpoint. We have found the resulting MP4 will not result in a good quality recording.

IMPORTANT: Do not record your screen with a higher resolution than 1920 x 1080. If your computer's resolution is higher than that, please change this to a maximum of 1920 x 1080. Instructions for changing computer resolution in Mac and in Win 10.

We Recommend:

These screen recorders will do an excellent job of recording your slide presentation.

- For Mac -- use the screen recording feature built into **QuickTime Player**, and send us the recording as a Quicktime (.mov) file
- For Windows or Mac -- use **Zoom Meeting Application** (free account), and send us the MP4 recording.

Screen Recorders Able To Record Your Webcam Along With Your Recording

The screen recorders suggested above will do an excellent job of recording your slide presentation. If you would like to record your webcam along with your recording we only suggest doing so using the Zoom Meeting Application and following the instructions provided below. You may, of course, also use this application when recording your presentation without your webcam (more non-webcam application options will follow).

When recording with QuickTime we instead suggest that you simply include a good photo or video of yourself as part of the first and last slides in your presentation. Your physical presence will be missed at the meeting. But if the audience can see your face at the beginning and at the end of your talk, and if the audio quality of the recording is good, then it will almost feel to them as if you were there for a short while. You can record these short videos using .

Instructions For Recording Your Screen Along With Optional Webcam Video

▶ Recording with Zoom Meeting App:

Instructions For Recording Your Screen Without Webcam Video

▶ Recording with QuickTime X:

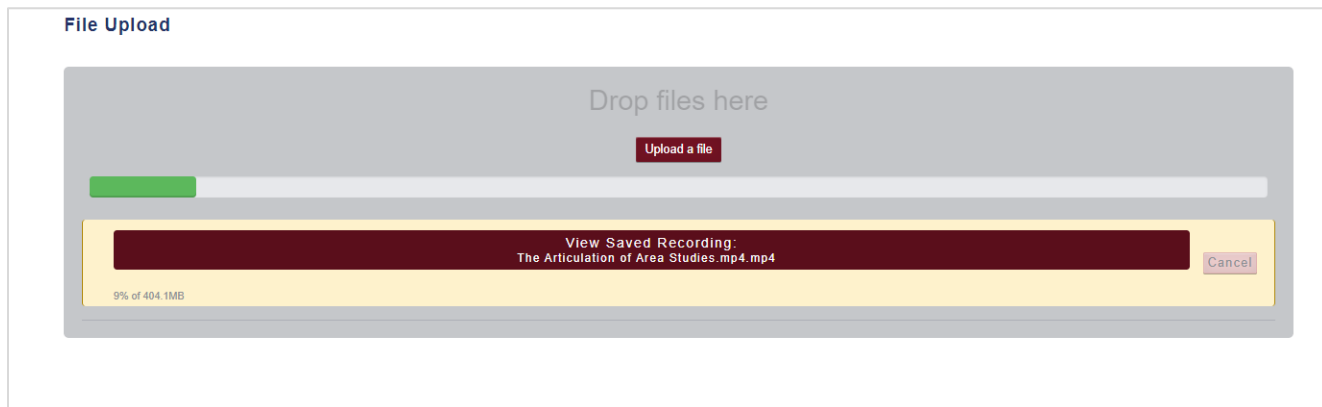
File Upload

Drop files here

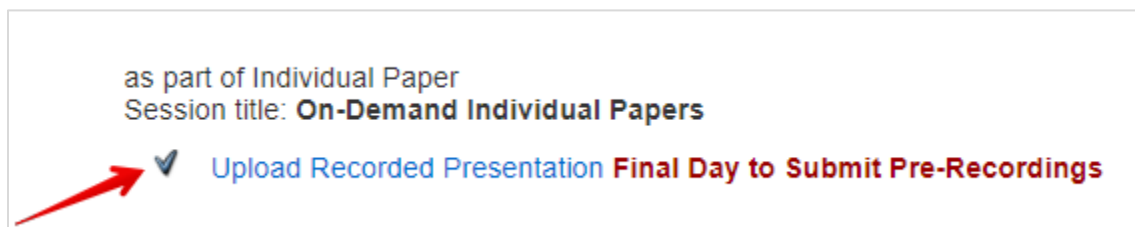
[Upload a file](#)

You may drag your presentation file into this grey shaded box or click on the button to open a prompt to your computer files. Select your file and upload.

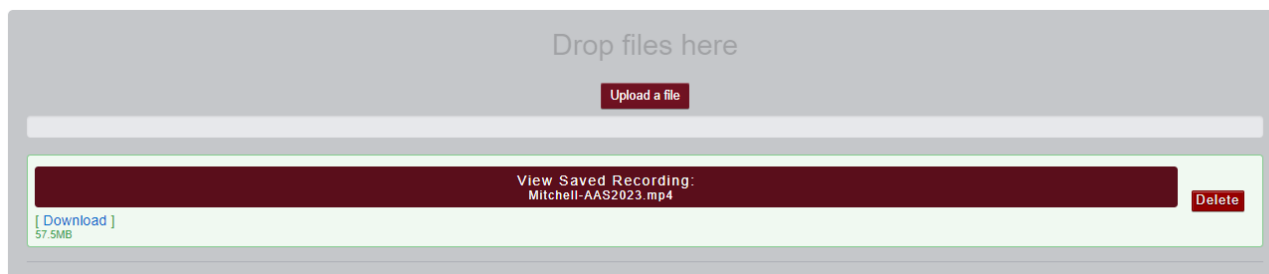
The progress of your upload will appear until complete:



Once complete, a green check mark will appear at the top by Upload Recorded Presentation:



And the upload box will turn green along with the option to View the Saved Recording:



Your uploaded presentation is complete! Relax and enjoy the virtual portion of the AAS annual conference.

If you encounter any problems while uploading your file, please use this form to [e-mail technical support](#). You must be logged in to access the form.